

WEEKLY COAL AND POWER STATION STATISTICS (1)

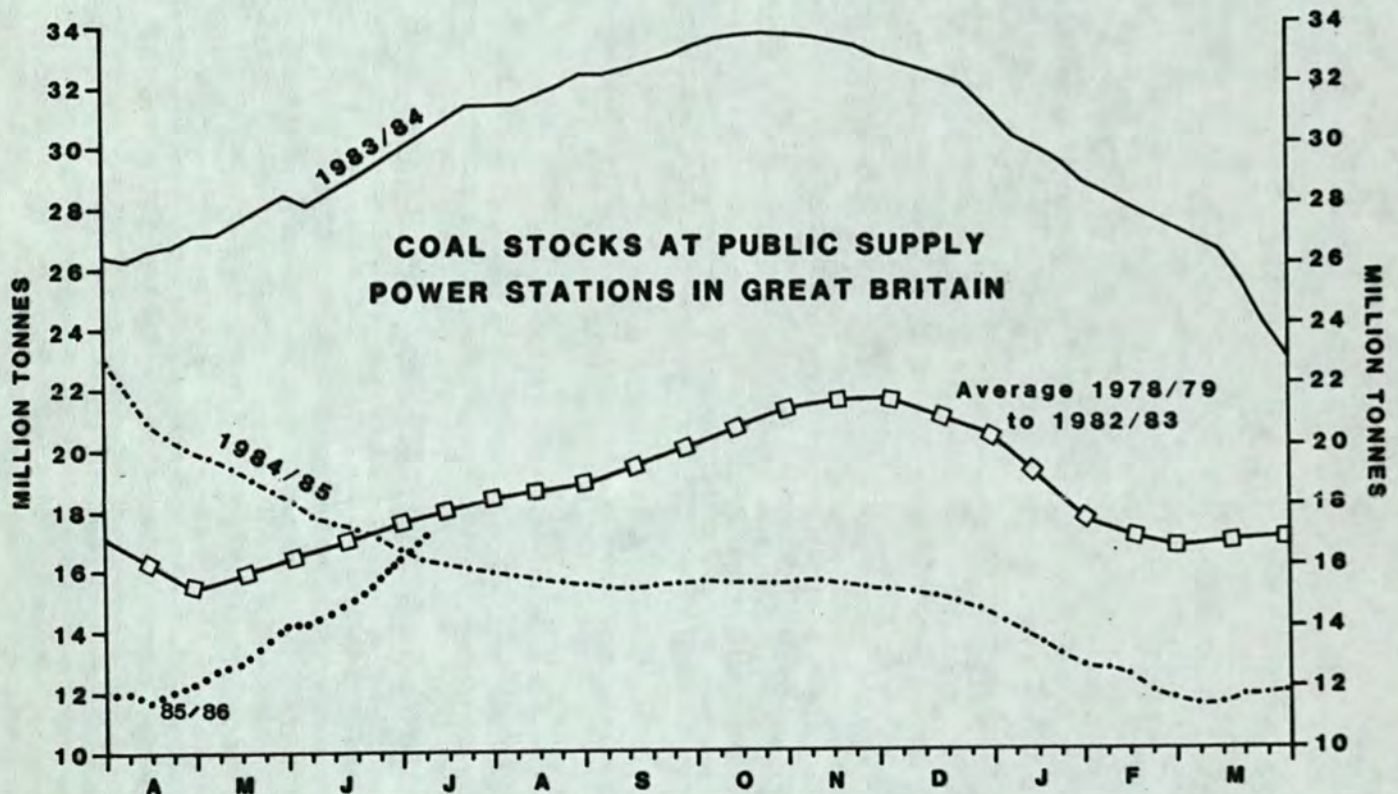
22 July 1985

EcS Division, Dept. of Energy, Thames House South, Millbank SW1P 4QJ, Phone: 01-211-6928

Week ending 9.7.83 7.7.84 15.6.85 22.6.85 29.6.85 6.7.85

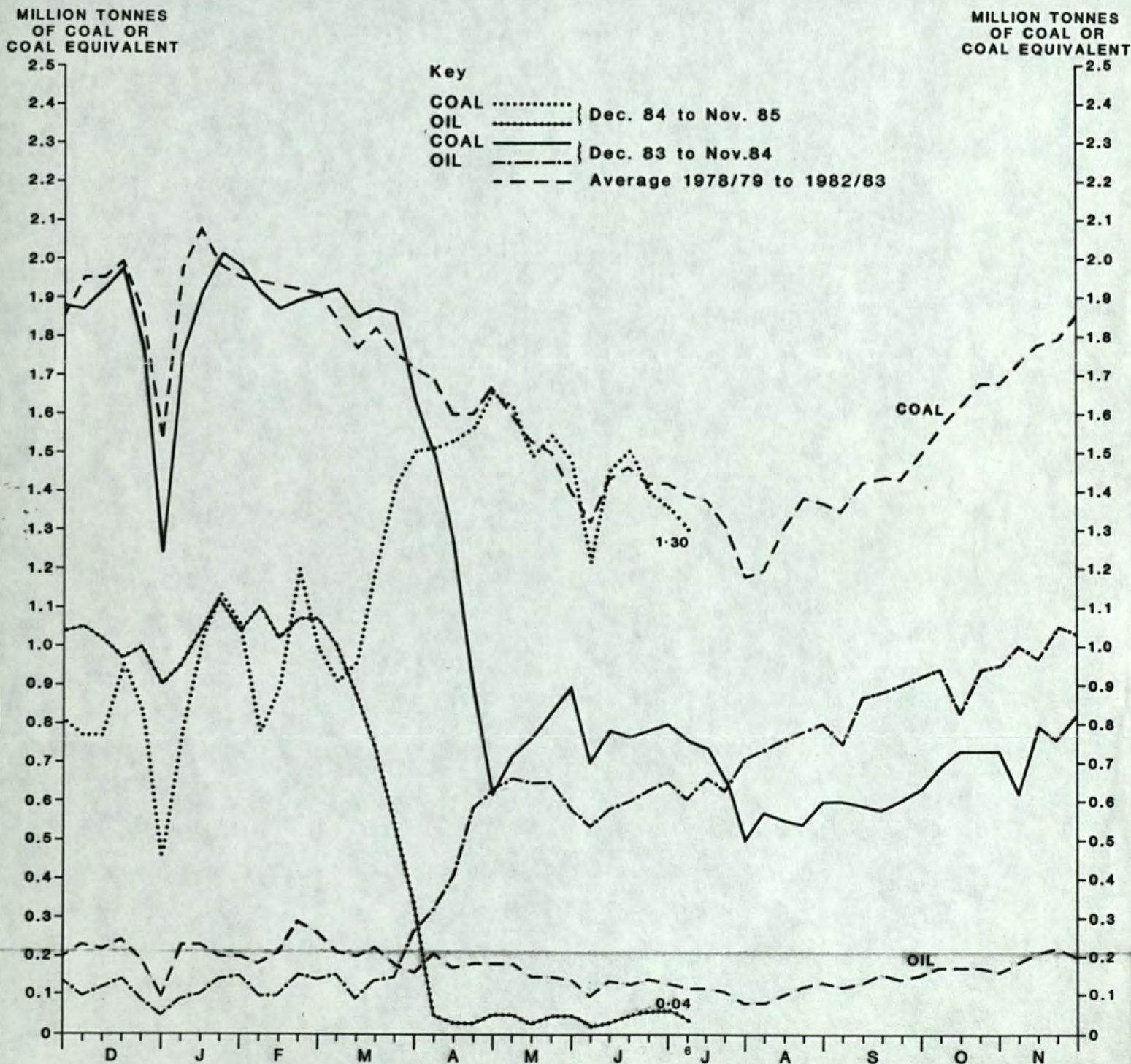
COAL	PRODUCTION	deep mines+	1.92:	0.40:	1.81	1.88	1.82	1.68
	(m. tonnes)	opencast+	0.30:	0.31:	0.34	0.35	0.42	0.34
	TOTAL		2.22:	0.72:	2.15	2.22	2.24	2.02
COAL	PRODUCTIVITY(2)	'overall'	2.48:	2.16:	2.54	2.64	2.61	2.60
	(tonnes/manshift)	'production'	10.88:	10.49:	11.09	11.35	11.73	11.42
UNDISTRIBUTED STOCK								
(m. tonnes)	TOTAL		24.75:	22.44:	14.98	14.61	14.24	14.08
COAL STOCKS	(m. tonnes)		30.48:	16.39:	15.12	15.80	16.49	17.10
COAL CONSUMPTION	"		1.33:	0.76:	1.51	1.40	1.36	1.30
COAL RECEIPTS	"		1.76:	0.45:	1.97	2.09	2.05	1.90
POWER STATIONS	OIL STOCKS(3)	"	1.07:	1.08:	0.95	0.93	0.92	0.92
	OIL CONSUMPTION(3)	"	0.04:	0.36:	0.03	0.04	0.04	0.02
	OIL RECEIPTS(3)	"	0.04:	0.31:	0.01	0.02	0.02	0.02
POWER STATIONS	ELECTRICITY SUPPLIED (4)	(GWh)						
	Nuclear	"	618:	671:	773	877	926	934
	Other Steam	"	3,064:	3,151:	3,518	3,335	3,234	3,074
	TOTAL	"	3,681:	3,821:	4,292	4,212	4,160	4,008
TOTAL - temperature corrected	"		3,814:	3,764:	4,079	4,048	4,079	4,044

(1) Great Britain unless otherwise stated. All latest figures are subject to revision.
 (2) NCB mines only. (3) Oil-fired boilers only. (4) Steam stations only.
 + includes licensed production.



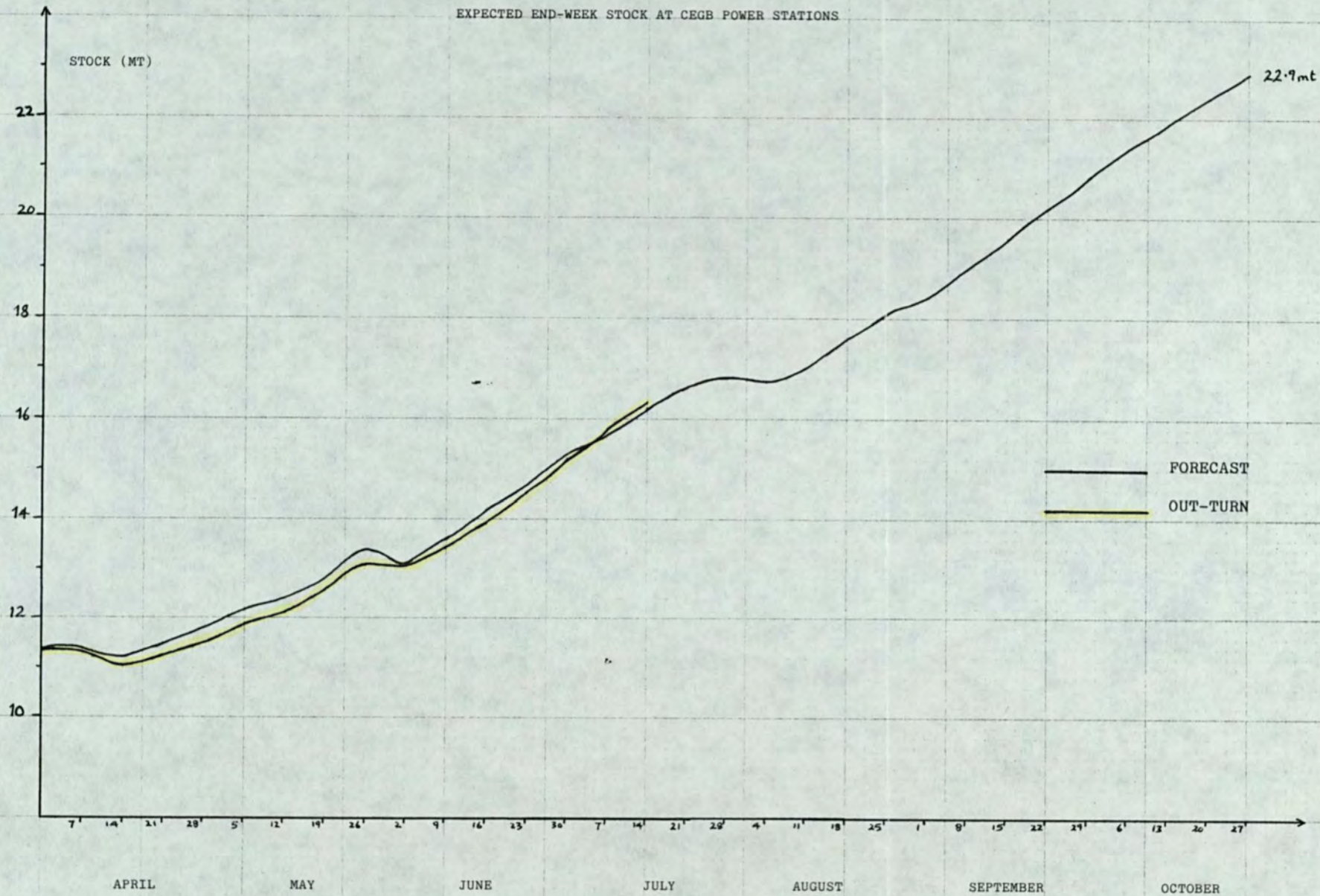
CONFIDENTIAL

COAL CONSUMPTION AND OIL CONSUMPTION (OIL-FIRED) AT
PUBLIC SUPPLY POWER STATIONS IN GREAT BRITAIN



CONFIDENTIAL

EXPECTED END-WEEK STOCK AT CEGB POWER STATIONS



EXPECTED WEEKLY DELIVERIES TO CEGB POWER STATIONS

